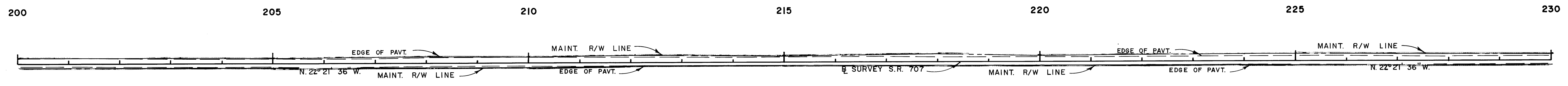
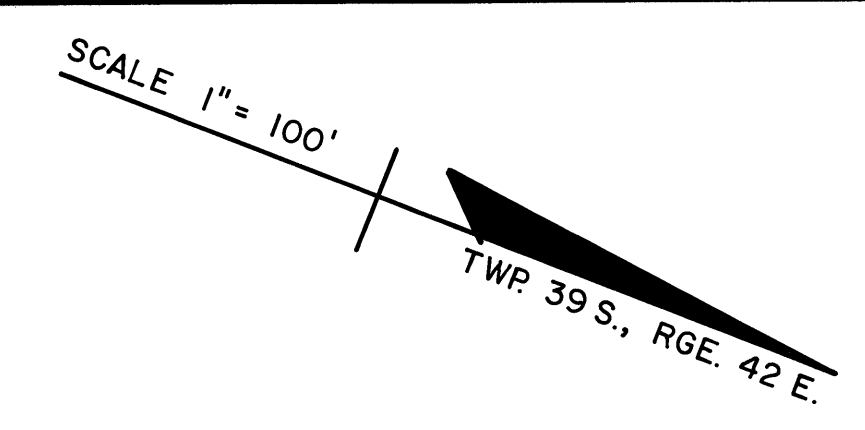


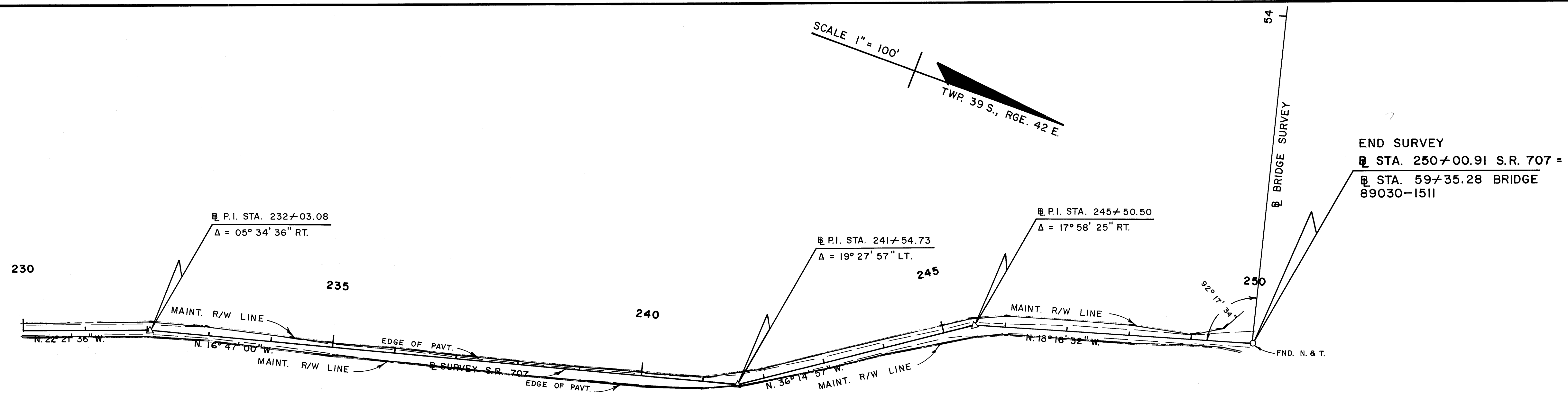
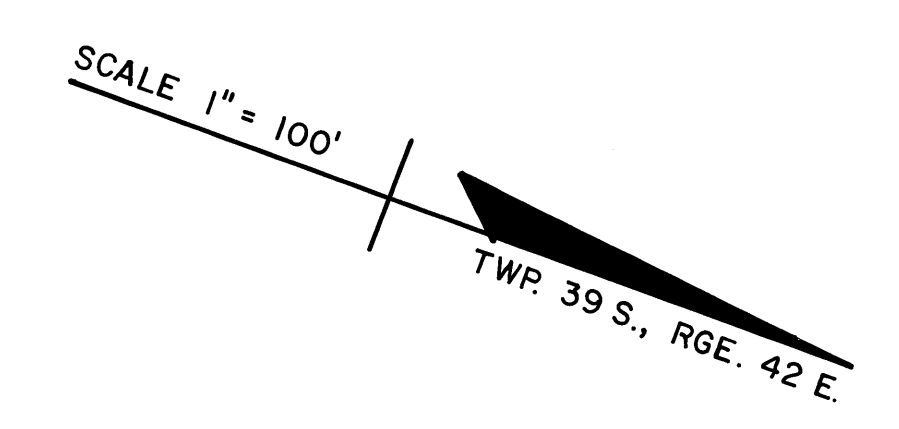
FED. ROAD DIV. NO.	STATE	F. A. PROJECT NO.	FISCAL YEAR	SHEET NO.
3	FLA.			

PB 7-44



MAINT. R/W LINE

STA.	LEFT	RIGHT
200+00	10'	9'
203+00	11'	8'
205+00	11'	8'
208+00	12'	8'
210+00	11'	8'
212+00	13'	7'
215+00	12'	7'
218+00	14'	7'
220+00	12'	7'
222+00	14'	7'
224+00	13'	7'
227+00	13'	8'
230+00	12'	9'



MAINT. R/W LINE

STA.	LEFT	RIGHT	STA.	LEFT	RIGHT
230+00	12'	9'	243+00	17'	10'
232+03.08	15'	8'	244+00	13'	10'
233+00	10'	8'	245+50.50	11'	17'
235+00	7'	11'	246+00	18'	12'
236+00	8'	13'	247+00	18'	13'
237+00	4'	14'	248+00	19'	12'
238+00	3'	17'	249+00	8'	9'
239+00	3'	15'	249+50'	21'	9'
240+00	4'	17'	249+80'	52'	13'
241+54.73	21'	2'			
242+00	14'	5'			

JUPITER ISLAND

STATE OF FLORIDA
DEPARTMENT OF TRANSPORTATION
MAINTENANCE MAP

STATE ROAD NO. 707 MARTIN COUNTY

DRAWN	STOUT	6-9-77	DATE	2/1/78
TRACED	STOUT	1-30-78	DISTRICT ENGINEER	William E. Smith
CHECKED	HALL	1-30-78	ENGINEER OF RIGHT OF WAY	L. E. Whelan
INDEXED			STATE HIGHWAY ENGINEER	

SECTION 89030 SHEET 5 OF 5

REVISION	BY	DATE